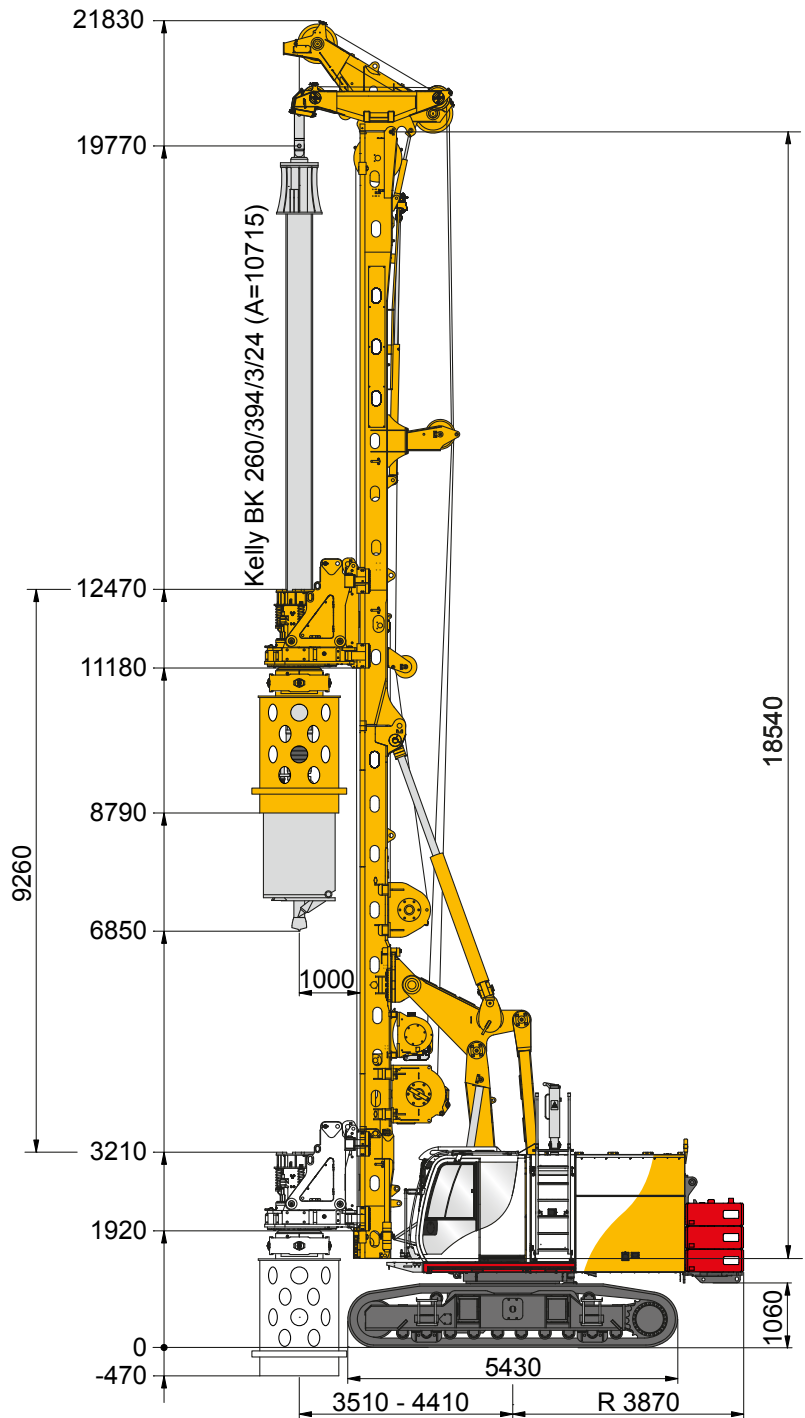


► BAUER Rotary drilling rigs

■ BG 28 H

Technical data BG 28 H - BT 75

Overall height	21.830 mm
Operating weight (approx.) (as shown)	89 t
Rotary drive	KDK 280 S
Torque (nominal) for casing operation at 350 bar	280 kNm
Torque (nominal) for drilling at 350 bar	250 kNm
Speed of rotation (max.)	55 rpm
Crowd winch	
Crowd force push / pull, effective / nominal	330 / 423 kN
Crowd force push / pull measu- red at the casing drive adapter)	270 / 280 kN
Speed (down / up)	7,5 / 7,5 m/min
Fast speed (down / up)	29,5 / 29,5 m/min
Main winch	
Winch classification	M6 / L3 / T5
Line pull (1st layer) effective / nominal	200 kN / 250 kN
Rope diameter	28 mm
Line speed max	85 m/min
Auxiliary winch	
Winch classification	M6 / L3 / T5
Line pull (1st layer) effective / nominal	80 kN / 100 kN
Rope diameter	20 mm
Line speed max	55 m/min
Mast inclination	
Backward / forward / lateral	15° / 5° / 8°

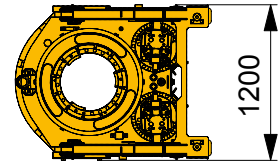
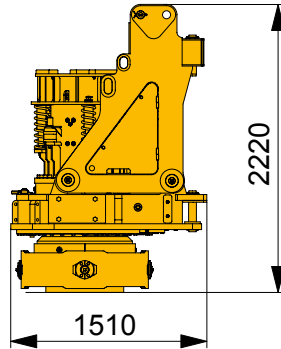


► BAUER Rotary drilling rigs

Rotary drive

KDK 280 S

Weight c/w sledge 5,1 t



Base carrier BT 75

CAT C 9.3

Engine

Rated output ISO 3046-1	310 kW / 1.850 rpm
Engine conforms to Exhaust Emission Standard	EU2016/1628 Stage V EPA/ CARB Tier 4 final
Diesel tank	730 l
Ambient air temperature (at full power)	bis 45° C
Sound pressure level in cabin (EN 791, Annex A)	LPA 80 dB(A)
Sound power level (2000/14/EG u. EN 791, Anh.A)	LWA 113 dB(A)

Hydraulic system

dual hydraulic circuit system for drilling

Hydraulic pressure	350 bar
Hydraulic oil tank capacity	650 l
Flowrates	2 x 250 + 1 x 400 + 1 x 135 l/min

Undercarriage

UW 80

Crawler type	B 7
Track width (retracted/extended)	2.300 / 3.300 mm
Overall width of crawlers (retracted/extended)	3.000 / 4.000 mm
Width of triple grouser track shoes	700 mm
Overall length of crawlers	5.430 mm
Traction force effective / nominal	520 / 610 kN

Drilling data

Drilling diameter for drill axis 1.100 mm uncased / cased	1.500 / 1.180 mm
---	------------------

